

Working with CGI professionals allows you to fully convey your design vision without draining your budget.

20% of payments from all projects are

donated to support Ukraine ❤️

CONTENTS

3



12 Discounted Views for Restaurant Designers

9



How to Show Camera Angles in Your Archviz Project Brief?

13




5 Tips to Get Excellent Restaurant Renderings

18




5 Benefits of 3D Animation with Drone Footage

22



Top 7 Events for Interior Designers in the USA in 2024

28



Top 5 Events for Interior Designers in Europe in 2024

33



CGI Case Study

Creating CGI of a Luxurious Resort in Belize

39

Special Networking Offer from ArchiCGI

42

Meet Our Partners



12 Discounted Views for Restaurant Designers

What camera angles and settings work best in 3D visualization for restaurant interiors? Arguably, the most popular choice is a well-lit angular view showing the design from a wide perspective to capture more space — just like the one on the cover of this article. It's great for providing a foundational glimpse into the layout

and design. However, for effective presentations and marketing, you'll need more than one visual. Additional views are what ensures your materials are both captivating and informative. We believe you'd be pleased to know that many of those views come at a significantly lower price than the initial one!

Our [architectural rendering company](#) offers 12 types of discounted 3D visualization views

for restaurant interiors. Interested to take a look? Let's go!



#1. Ratio Change 3D Visualization

In this 3D visualization option for interiors, we keep the initial camera angle while changing the image proportions. This is useful for platforms like Instagram or TikTok where vertical content works best. So, by adjusting the ratio, you can effectively showcase your restaurant interiors and engage with the audience in different channels.

DIGEST-50

Use promo-code to get \$50 for your projects.
Sign up to get more info from your personal manager.
Available for projects started before the end of February.



#2. Camera Angle Change Visualization

This 3D view demonstrates the same space. But as you can see, the angle has changed a bit. Here, instead of a corner view, we have a head-on 3D visualization. This option helps to broaden the understanding of spatial layout and design within interiors.



#3. Opposite View

This option offers a new perspective by showcasing the opposite side of the restaurant interior in a visualization. Paired with the initial 3D render, it provides a comprehensive understanding of the concept. You can also use it to showcase the neighboring space or a window view to add context to your presentation of interiors.



#4. Layouts Change Visualization

With such a 3D visualization, you can experiment with different arrangements within restaurant interiors. From furniture placement to spatial zoning, this option allows for creative exploration and optimization of the restaurant's functionality and flow. If your client has yet to decide on what they want, this type of [restaurant rendering](#) for interiors will surely



help with their decision-making.

#5. Zoom out 3D Rendering

Such a visualization offers a broader perspective, capturing more of the place. A wider angle like this one provides a holistic view of the restaurant's interior. It's perfect for showcasing spacious dining areas.




#6. Zoom in 3D Rendering

This kind of 3D visualization for restaurant interiors allows us to take a closer look at the details. Focusing on a certain area helps to highlight materials and intricate design elements. It also better conveys the atmosphere, establishing an emotional connection with the viewer.



#7. Furnishings Change Visualization

With this one, you can explore different furniture arrangements and styles. Whether experimenting with seating configurations or introducing new furniture pieces, this 3D solution allows for flexibility and customization. With it, one can enhance the ambiance and functionality of the dining space.



#8. Decor Change Visualization

This type of 3D visualization helps you to experiment with different decorative elements when figuring out the best approach to restaurant interiors' looks. From wall art and accessories to lighting fixtures and decor accents, this option offers endless possibilities for enhancing the aesthetic appeal of the restaurant interiors.



#9. Color Change 3D Visualization

With this type of visualization for interiors, you can explore various color schemes without altering the textures. By experimenting with various hues and tones, you can evoke different moods and vibes.



#10. Finishes Change 3D Visualization

If playing around with colors is not enough to come up with the perfect design solution, this rendering comes to the rescue. From wood and stone to metal and glass, this option offers versatility in trying out unique textures and visual contrasts within the restaurant interiors.



#11. Lighting Change Visualization

Showing lighting scenarios is vital for conveying different types of ambiance in 3D visualization for restaurant interiors. A shot with cozy warm dim lighting and nighttime outside will differ dramatically from a daylit scene. Why choose only one though? With 3D visualization, you can present every possible scenario.



#12. Detail Shot

A close-up visualization zooms in on specific design elements. Whether highlighting a brand feature or showcasing a bespoke piece, this perspective adds depth and storytelling to the narrative of the restaurant interiors. It adds a lot to the perception of the overall atmosphere.



Take your design presentation to a new level with interior rendering

[LEARN MORE](#)

Employing various views of 3D visualization for restaurant interiors helps you to fully convey your vision. And, because a 3D artist doesn't need to build the model

from scratch every time, these views often come with a discount. This allows you to capitalize on CGI without draining your budget.



How to Show Camera Angles in Your Archviz Project Brief?

In architectural visualization, communicating the required camera angles is a crucial aspect of compiling the project brief. The thing is, the views you choose can impact the audience's impression drastically. With the right camera angle, you can focus their attention on the features you want to highlight. For example, an eye-level angle showcases details of exterior design while an aerial

view demonstrates more of the building's surroundings. So, how to show camera angles correctly in your brief to ensure your CGI team gets your idea just right?

Our [architectural visualization studio](#) always ensures our clients receive exactly the result they want. And so we're here to give you some tips on how to communicate your vision effectively. Let's dive in!

#1. Use Views from 3D Models to Show Camera Angles

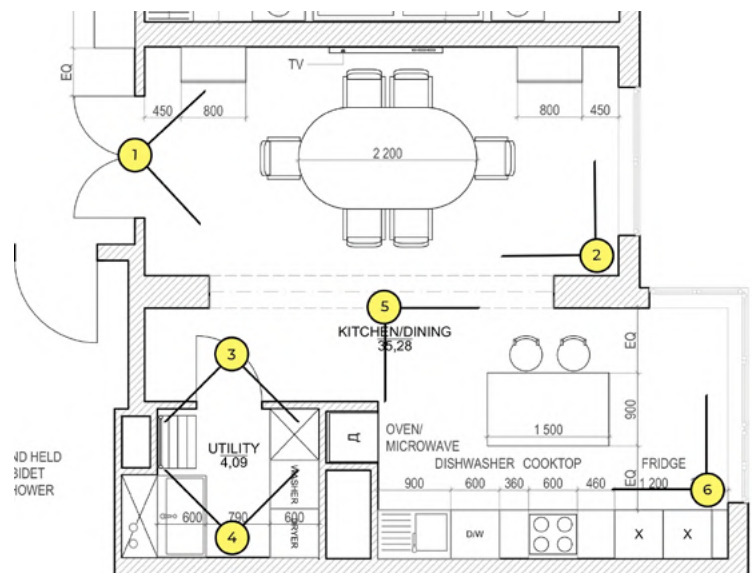
For both exterior and interior visualization, providing 3D models is probably the best way to get precisely the results you aim for. By showing views from software like SketchUp, Revit, or Rhino, you ensure the architecture and layout of

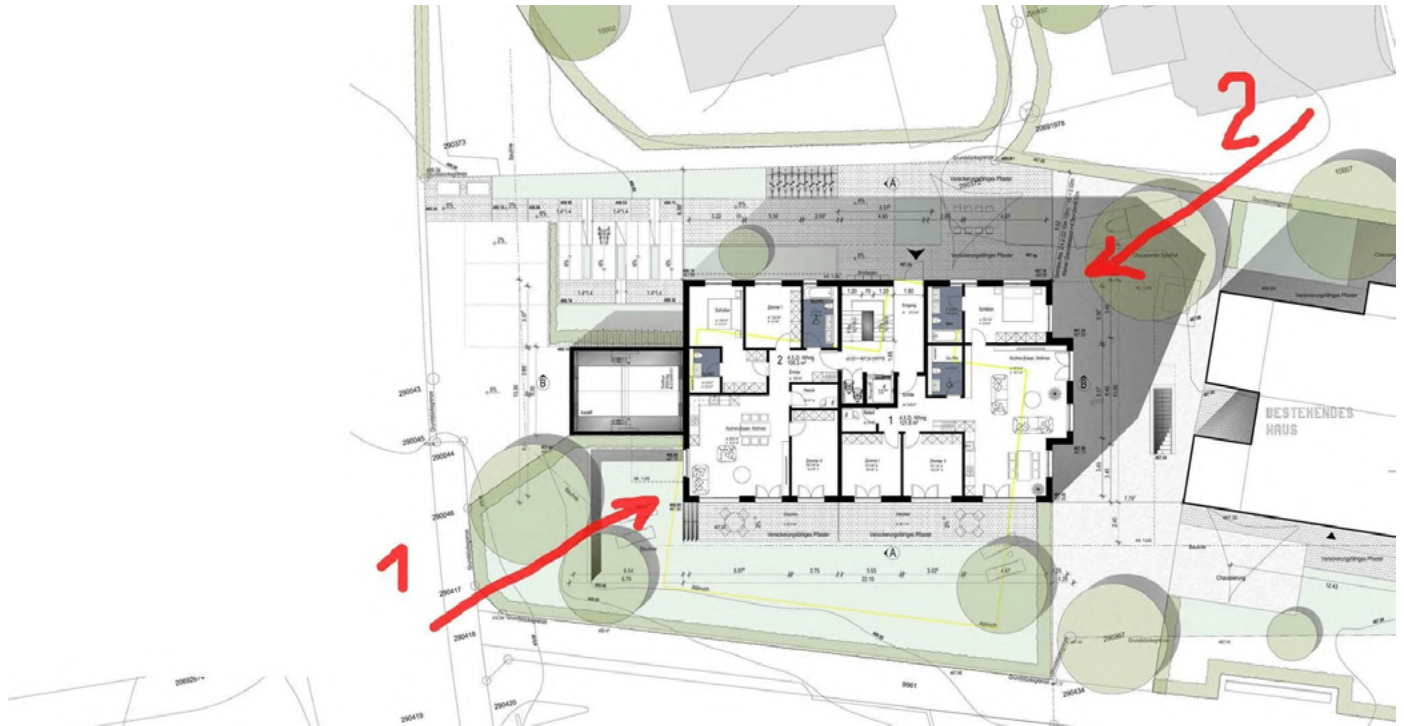
your project are captured with accuracy. And when it comes to showing the camera angles, there's no room for ambiguity here. The artists will be able to capture your vision from the get-go, without the need for revisions.



#2. Show Camera Angles on Construction Plans


Making indications on site plans (for exteriors) and floor plans (for interiors) is also a great way to illustrate the camera angles you need. While a bit less precise than views from 3D models, annotated plans, like the ones you see here, are still informative and convenient. They can help you show the specific viewpoints and details you want to highlight.





#3. Provide Elevation Drawings for Exterior Camera Angles


For exterior CGI, a suitable answer to the question of how to show camera angles in a brief is to provide elevation drawings. They not only offer a clear indication of the preferred angles but also provide insights into height, architectural features, and materials. This way, they help CG artists a lot.



#4. Show Hand-drawn Views for Raw Concepts

When construction plans or [3D modeling](#) are yet to be

done, hand-drawn sketches can be invaluable. This option is



particularly useful at the early stages of work when an architect or designer explores their creative ideas. Sketches might require a bit more communication with the 3D artists regarding specific details. But they still allow you to explain the desired angles effectively.

#5. Trust Experienced 3D Artists

If you're unsure how to show camera angles or which ones would work best for your project, that's totally okay too. You can always delegate this task to experienced archviz artists. Just tell them whether you want frontal, side, or top views – or even leave the choice to the artists' discretion. Seasoned 3D experts will pick angles that will showcase the best features of your project.



Get your project estimated in just 1 hour - fill out this brief!

[DOWNLOAD THE BRIEF](#)

When figuring out how to show camera angles in your archviz brief, remember that the more detailed visuals you provide, the better. Still, it absolutely doesn't mean

you should only contact an archviz studio with polished views from 3D models. Experienced artists will be able to masterfully fulfill your vision even if it's in the earliest stages.



5 Tips to Get Excellent Restaurant Renderings

Restaurant designs demand a lot of high-quality visuals for various purposes, from social media marketing to presentations to stakeholders. Using CGI is the most efficient way to secure a steady stream of images to cover all these needs. So, how to ensure you get top-notch restaurant rendering services when you require them?

Our [architectural visualization studio](#) works closely with numerous hospitality designers. We know everything about their CGI requirements and how to fulfill them. And in this article, we share the top 5 tips on getting superb CGI services for restaurant projects. Let's dive in!

#1. Outsource Rendering Services

Having in-house 3D artists is not always sufficient. Let's say a potential investor wants a photoreal presentation at very short notice or you need to make a lot of concept revisions quickly. Or, your in-house 3D artist falls sick in the middle of a project. That's when outsourcing CGI services to a specialized studio can become a lifeline. At

ArchiCGI, for example, we have 460 artists, and there is always a CG professional ready to start working on your rendering right away. On top of that, our artists work under the watchful eye of project managers and art directors. This means your quality standards and deadlines are guaranteed to be kept.



DIGEST-50

Use promo-code to get \$50 for your projects.
Sign up to get more info from your personal manager.
Available for projects started before the end of February.



#2. Choose a Restaurant Rendering Services Provider Wisely

Many 3D companies do produce excellent visuals. But it often takes around two weeks for them to deliver a quality rendering. This timeframe may not align with your needs, as you might need a quick turnaround. The good news is that large studios like ours are equipped to handle even major projects fast.

With some providers of CGI services, problems might arise with quality rather than speed. Such contractors can overlook your preferences or make repetitive mistakes. Others just lack precision when it comes to following your brief.

At ArchiCGI, we organized our work in a way that made all the above-mentioned impossible. We save all of your requirements and preferences in our CRM starting from our first project together. So we are always well-equipped to produce consistent high-quality



rendering according to your needs. And our double-check quality control – by PMs and art directors – ensures we always deliver top-notch results.

#3. Ask for Multiple Restaurant Views

To demonstrate all the details of a restaurant concept, one rendering is usually not enough.

You'll need to show the exterior and interiors of all zones, the layout, and convey the general



mood of the place. With professional restaurant rendering services, doing so is easy, fast, and cost-effective.

#4. Order Atmospheric Renderings of a Restaurant

Capturing the ambiance of restaurant designs is essential for successful presentations and marketing. Using renders with various lighting scenarios, close-ups, and detail shots helps to convey the intended atmosphere. It's these types of rendering that help the audience establish an emotional connection with the future space and make them wish to visit it.

First of all, you can ask for multiple views to show all aspects of your design and get the imagery within your deadline. Furthermore, many additional rendering views come with a discount. That's because artists don't need to build the entire space in 3D from scratch every time. To learn more about the discounted rendering options, check out our article on [3D visualization for restaurant interiors](#).



#5. Make Use of Dynamic CGI Formats

3D animation, virtual tours, and other dynamic visualization formats offer unparalleled opportunities. Animation, for example, can



make the project look more compelling by showing it in motion. This way, it helps get more engagement on Instagram

Reels or TikTok. Virtual tours go even further by introducing interactive features. Just imagine: when viewing such a tour on your website or in an application, one can 'walk around' the future restaurant as if it was already built.

The dynamic solutions not only enhance engagement. They also facilitate a better understanding and appreciation of your design concepts. By incorporating dynamic types of rendering into your presentations and marketing materials, you can showcase your vision with the utmost clarity and impact. Dynamic and interactive CGI will help set your projects apart in the competitive hospitality industry.

Take your design presentation to a new level with interior rendering

[LEARN MORE](#)

Leveraging restaurant rendering services is a great way to enhance your presentations and marketing materials. Whether you want a

static rendering, an animation, or any other visuals, a professional CGI contractor can provide you with an optimal solution.



5 Benefits of 3D Animation with Drone Footage

CGI has long since become irreplaceable in the work of architects and real estate experts. And this amazing technology keeps evolving in many ways. For instance, the integration of 3D animation with drone footage now emerges as a new trend. This technique is called camera tracking. It allows to make the process of creating CG videos

more efficient and the results — even more realistic and visually stunning.

Our [architectural rendering studio](#) always keeps up with the latest trends in the industry. And today we'd like to discuss the benefits of combining computer-generated animation with real-life drone footage. Let's get into it!

#1. Time Efficiency

Creating an entire 3D scene from scratch can be time-consuming. It is especially so when you need an aerial view that requires modeling a lot of objects and landscape elements. However, when integrating drone footage with 3D animation, a CG artist doesn't need to create the entire scene anymore. Instead, they only need to model the future building and then blend it seamlessly with a provided video of the location. This significantly speeds up the project, allowing you to get



presentations and marketing materials much faster.

#2. Budget Saving

The time efficiency of combining 3D animation with



drone footage directly translates into cost savings. Without the need to model every detail of the environment, you don't have to pay your 3D visualization studio as much as you would've had otherwise. 3D artists are usually paid per hour, so fewer hours of work means lower costs for you. This means you can lower your budget for animation and allocate resources to other important aspects of your work instead.

#3. Exceptional Accuracy and Realism

For architects and real estate professionals, conveying how a future building will work with its environment is crucial. Here, whether it's for city planner approvals or client presentations, accuracy is key. And it'll be far easier for you to accurately illustrate and explain your ideas when almost everything your audience sees already exists.

That's exactly what happens if you opt for 3D animation combined with drone footage. It offers unparalleled realism. The real-world video footage provides an authentic backdrop,



while the 3D modeling allows for a precise representation of the future structure. This blend ensures stakeholders can fully grasp how the project integrates with its environment, making their decisions more informed and grounded in reality.

#4. Enhanced Visual Experience

Integrating 3D animation with drone footage creates



an exceptionally lifelike and engaging experience. It's like using a time machine in a way: the audience can see a project that is yet to be built but in the already existing place. Here, the potential for emotional impact exceeds what can be achieved with static images or regular 3D animations. This visual experience will surely captivate even the most discerning audiences.

#5. Boost to Vacant Land Sales

The question of [how to sell vacant land](#) is often a tricky one for real estate professionals. 3D animation combining CG elements and drone footage of the actual location can be an immense help. Using it, you can show future buildings that can potentially be constructed here, not just an empty lot. And all this without compromising on realism. Such a visualization can significantly enhance the appeal of the property. All because it will be far easier for potential



buyers to envision living or working there. So you can potentially sell lots faster and at better prices.

Immerse clients into your design projects with a 3D animation

[LEARN MORE](#)

Overall, the integration of 3D animation with drone footage offers architects and real estate experts a powerful tool to enhance their presentations. It also saves time and money and

provides realistic and engaging visual experiences. As this technology continues to evolve, its adoption can set you apart in the competitive field and boost your business.



Register Your Event
Now

NYCxDESIGN Festival
May 16-23, 2024
New York City



Top 7 Events for Interior Designers in the USA in 2024

For interior designers, staying at the top of the game requires keeping up with the trends and fostering connections with peers. The best way to achieve these goals is to attend industry-specific conferences, expos, festivals, and so on. In 2024, many events for interior designers in the USA offer opportunities to learn, network, get inspiration, showcase projects, and

connect with the most promising brands and manufacturers. The creative atmosphere of these events will allow you to get new insights and come back to work with fresh eyes and ideas.

As a [3D architectural visualization](#) company, we daily work with many interior designers.

That's why we closely monitor industry developments, emerging trends, and exciting events. And we love to cover these topics in our blog!

Are you eager to learn about the best events for interior designers in the USA in 2024? Then keep on reading!

#1. Boston Design Week



image source: [BDW](#)

When: April 23 – May 5, 2024

Where: Boston, Massachusetts, USA

Website: bostondesignweek.com

In 2024, BDW will host its 11th edition, offering a program of more than 60 events across Boston and online. This time, the event's theme is 'Designing

for Tomorrow – Preserving for Tomorrow'. The 12-day festival offers presentations from renowned speakers, panel discussions, and exhibitions across 5 special focus tracks: Landscape Design and Outdoor Life, Architecture and Urban Planning, Professional Focus, Social Impact, and Handmade. Most of the events are free for registered visitors.

Until February 16, 2024, you can submit your event proposal in person, online, or in a mixed format. Taking part in BDW is a great opportunity to boost your visibility and [get clients as an interior designer](#). You can regularly check out the event's website and social media to get updates on the more detailed program.

DIGEST-50

Use promo-code to get \$50 for your projects.
Sign up to get more info from your personal manager.
Available for projects started before the end of February.



#2. HD Expo + Conference



image source: [HospitalityDesign](#)

When: April 30 – May 2, 2024

Where: Mandalay Bay, Las Vegas, USA

Website: hdexpo.hospitalitydesign.com

Among other events for interior designers in the USA,

HD Expo + Conference stands out for its unique topic. It is the largest event geared towards the hospitality industry and a must-visit for any interior designers working in this field. Architects, designers, builders, developers, journalists, and many more experts from all over the USA flock to the event.

CEU-accredited sessions at HD Expo will allow you to get your yearly credits. And the exposition of 600+ product suppliers covering 25+ categories, such as Bath and Spa, Fabrics, Furniture, Lighting, and many more will help you stay on top of the industry's hot trends.

#3. NYCxDesign



image source: [NYCxDesign](#)

When: May 16-23, 2024

Where: New York City, USA

Website: nycxdesign.org

The annual NYCxDesign fest promotes local designers and manufacturers, as well as renowned academic and cultural institutions. During the festival, various exciting events will take place across NYC's five boroughs. The program is not yet available, but last year's events included specialized trade shows as well as more

public experiences like [Design Pavilion](#). More than 160,000 attendees visited the festival in 2023 to see NYC's best designers and exhibitors.

Unlike some other events for interior designers in the USA

mentioned in our article, this festival is not organized for design experts exclusively. Yet, thanks to the varied program of NYCxDesign, any interior designer will find professional events to broaden their horizons and enrich industry knowledge.

#4. ICFE + Wanted



image source: [ICFE](#)

When: May 19-21, 2024
Where: New York City, USA
Website: [icff.com](https://www.icff.com)

These two combined events for interior designers in the USA — the International Contemporary Furniture Fair and Wanted Design Manhattan

(now WANTED) — are part of NYCxDesign. But they just deserve to be highlighted separately from it. Bringing together 450+ brands from around the world, these trade fairs focus on giving a platform for sustainable furniture and interior design. Each year, ICFE + Wanted presents a wide range of furnishing products to an audience of 10,000+ visitors.

Besides the exhibitions, attendees will also have the opportunity to visit talks, panel sessions, and discussions with key industry players. This event is an incredible platform for interior designers to join together and build valuable connections.

Want to learn how much your project costs? See how we evaluate 3D rendering projects

SEE OUR
PRICING

#5. SF Design Week



image source: [SFDW](#)

When: June 3-9, 2024
Where: San Francisco, CA, USA
Website: sfdesignweek.org

For the 18th consecutive year, SFDW will host a week-long event focusing on the intersection of design, business, ideas, and entrepreneurship. With its interdisciplinary approach, it offers studio tours, presentations, and networking opportunities for interior designers and professionals in various related fields.

The more detailed program is yet to be announced. SFDW events will take place at different locations across San Francisco as well as online.

#6. GATHER: Catalyst 2024



image source: [ASID](#)

When: August 11-13, 2024
Where: Denver, Colorado, USA
Website: asid.org

GATHER: Catalyst 2024 is a new version of the National Conference by the American Society of Interior Designers that highlights innovations in the field. It will bring together industry professionals, educators, students, and field-specific brands. One of the most renowned events for interior designers in the USA – and one of the few aimed at them specifically – GATHER provides opportunities for specialists at all stages of their careers. The new version of the event, though on a

smaller scale, will still include diverse CEU programming and networking opportunities.

The detailed program for GATHER 2024, including the names of speakers, is yet to be announced. You can subscribe to

the ASID's updates on the event on their website. However, you'd better mark the date, as every year GATHER events attract thousands of interior designers and are a must-visit for industry professionals.

#7. Design Chicago



image source: [DesignChicago](#)

When: September 25-26, 2024

Where: Chicago, Illinois, USA

Website: designchicagoevent.com

Design Chicago is the largest residential design conference in the Midwest and one of the biggest events for interior designers in the USA. This event will feature two days of education, product features, and inspiration. The viewers will be able to attend captivating discussions and presentations

from industry experts. They will also witness exclusive product launches for kitchens, baths, and home furnishings.

Furthermore, the conference provides a dynamic environment for networking and collaboration with fellow designers from around the world.

The full program will be available later. However, we recommend following the announcements, as some of the sessions are getting booked quite quickly.

2024 will be full of interesting events for interior designers in the USA, each offering a great chance to discover new trends in the field. You can also use these gatherings as an opportunity to showcase your best projects and ideas, meet new partners, and attract new clients.



Top 5 Events for Interior Designers in Europe in 2024

How can European interior designers keep track of trends, network with peers and potential clients, and showcase their works? On the web, there are almost limitless possibilities for that. However, attending professional events offline is no less important and often much more exciting. Exhibitions, fairs, workshops, and networking parties – events for

interior designers in Europe in 2024 offer all of that and beyond!

Our [3D visualization studio](#) partners with many design professionals and hence follows industry trends with great interest. This year, we put together a list of the best events across Europe you might want to visit. Attending these gatherings

will allow you to catch up on the latest tendencies and innovations and, who knows, maybe show off your projects as well!

Ready to choose your destinations among the top 5 events for interior designers in Europe in 2024? Keep on reading!

#1. Salone del Mobile.Milano



image source: [salonemilano](https://www.salonemilano.it)

When: 16-21 April 2024

Where: Milan, Italy

Website: [salonemilano.it](https://www.salonemilano.it)

Established in 1961, Salone del Mobile is one of the oldest events for interior designers in Europe. It is now a defining part of Milano Design Week, a renowned design gathering. Initially organized to promote Italian furniture, today Salone del Mobile is one of the must-see

events for interior designers and other professionals in related fields from all over the world.

The main theme for MDW 2024 will be 'Materia Natura'. This concept encourages the exploration of how nature can serve as a source of inspiration for designers and a guide to a sustainable future. Speaking of which, last year Salone del Mobile achieved a significant milestone. Its last year's edition secured the ISO 20121 certification for sustainable events management.

Overall, Salone del Mobile is an amazing opportunity for interior designers from Europe to get updated on the newest world trends as well as to immerse into authentic Milan's culture and atmosphere.

Take your design presentation to a new level with interior rendering

LEARN MORE

#2. Design Miami/Basel 2024



image source: [designmiami](https://www.designmiami.com)

When: 11-16 June 2024

Where: Basel, Switzerland

Website: [designmiami.com](https://www.designmiami.com)

Design Miami/Basel 2024 is one of the events for interior designers renowned both in

Europe and the US. This year, it will return to Basel for the 18th edition of the fair. It will take place alongside Art Basel – one of the most prominent art fairs, bringing together over 200 galleries and 4000 artists.

The theme and the exhibitors are yet to be announced. However, you can take a look at the last year's [highlights](#) to get excited about the variety of exhibitions, installations, and tours. Design Miami/Basel and its sister fairs in Miami and Paris are definitely must-see events for interior designers looking for new inspiration and ideas.

#3. 3daysofdesign



image source: [3daysofdesign.dk](https://www.3daysofdesign.dk)

When: 12–14 June 2024

Where: Copenhagen, Denmark

Website: [3daysofdesign.dk](https://www.3daysofdesign.dk)

Copenhagen-based festival returns for the 11th time with more than 250 brands and designers expected to host exhibitions, talks, open workshops, and fairs. Various events will take place in showrooms, streets, galleries, shops, and other venues at different locations across Denmark's capital. The festival

will focus on innovative furniture, lighting, accessories, materials, and others. What's more, 3daysofdesign is completely free to attend.

Overall, this event serves as an incredible platform for professional networking for both emerging and established designers from Europe and other parts of the world.

#4. Maison&Objet



image source: [maison&objet](https://www.maison-objet.com)

When: 05-09 September 2024,
16-20 January 2025

Where: Paris, France

Website: [maison-objet.com](https://www.maison-objet.com)

Maison&Objet Paris is one of the most prominent events for interior designers in Europe that focuses on decoration and

lifestyle. Its biannual physical exhibition as well as the all-year-round [digital platform](#) are designed to boost the businesses' visibility and build connections. The numbers at Maison&Objet are quite impressive. It brings together hundreds of brands, thousands of buyers from all across the world, and representatives from nearly 150 countries every year.

Maison&Objet is still open for exhibitors' registration, so don't miss your chance. Because if you think about [how to get clients as an interior designer](#), the answer is to participate in events like this one. It is a great way to get seen, connect with your peers, and showcase your best work.

Get your project estimated in
just 1 hour - fill out this brief!

DOWNLOAD THE BRIEF

#5. Decorex



image source: [decorex](https://www.decorex.com)

When: 6–9 October 2024

Where: London, UK

Website: [decorex.com](https://www.decorex.com)

The last on our list of 2024 events for interior designers in Europe — Decorex — is a high-end interior exhibition first established in 1978. This year, the event will showcase the latest products such as exquisite furniture, fabrics, lighting, and decorative craft objects. The exhibition will also host a number of talks from more than 80 leading brands. It's a fantastic opportunity for visitors to delve

into such topics as materials, color solutions, and design processes. Also, Decorex is the right place for interior designers to exchange creative ideas and establish valuable connections.

From Milan to Copenhagen to Paris, there are numerous events for interior designers in Europe worth attention in 2024. Some of them are designed as trade fairs where you can connect with prominent and up-and-coming brands and keep up-to-date on trends. Other events offer a more varied cultural program, which will allow you to combine entertainment with work.



CGI Case Study

Creating CGI of a Luxurious Resort in Belize

RAD Architecture is a design firm that works with commercial and residential projects. Their practice focuses on hospitality, specifically destination resorts and luxury residences. Jennifer Smith, the designer at the company, contacted our [3D rendering studio](#) in February 2021 to order resort 3D visualization for the lobby and bar area of their new luxury build — Marriott Resort in Belize. Since then, we've completed many interior and exterior renderings for this project and have already begun working on the next commission from RAD.



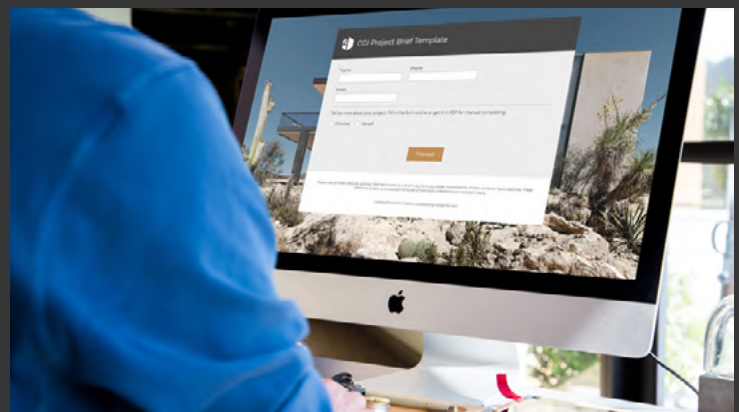


This case study details our collaboration process with RAD Architecture using the example of interior visualization for one

of the resort suites. Read on to learn about our workflow and see the 3D renders we created for the beautiful resort!

Get your project estimated in just 1 hour – fill out this brief!

[DOWNLOAD THE BRIEF](#)



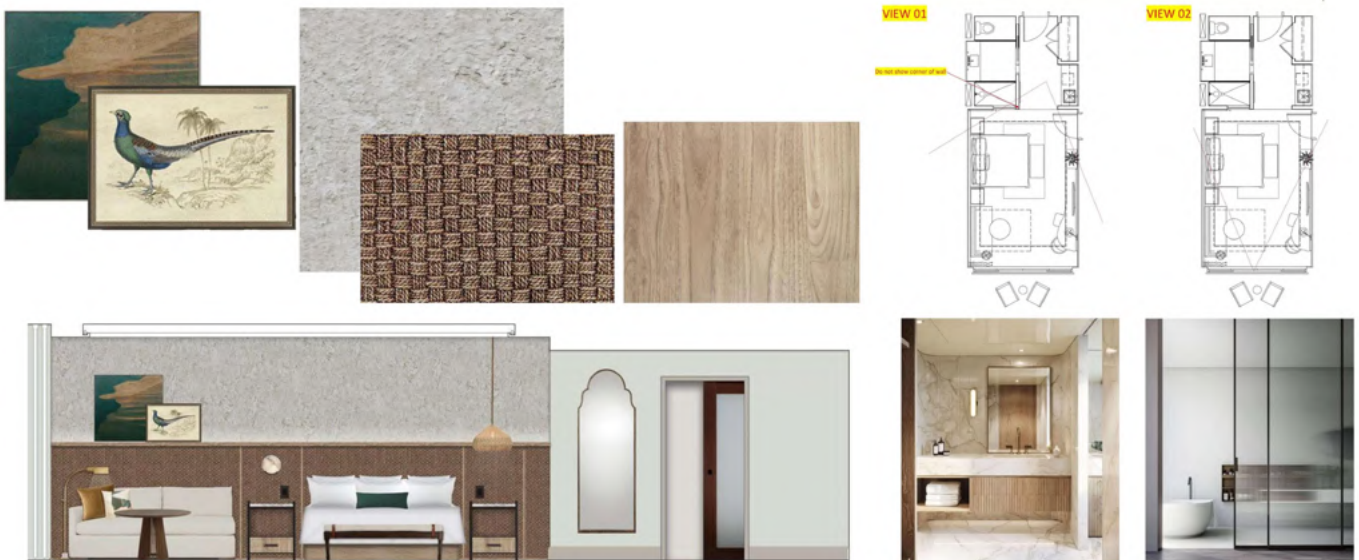
#1. Scope of Work and References

The task for this particular part of the project was to create interior 3D visualization for the Princess 1 suite in the soon-to-be-open resort.

In total, our client asked us to create 3 renderings: 2 bedroom views and a bathroom visualization. The final images had to be in 4K, 72 dpi quality.

Jennifer provided the following references to help us complete the task:

- drawings in the DWG format;
- a PDF file with the floor plan;
- links to the preferred decor and appliances;
- inspiration pictures for the bathroom interior;
- colors and material references.



In the course of work, our CG specialists used furniture and decor 3D models from our extensive library of ready-made assets. They also created custom models for some of the items,

which had to be identical to the provided references.

Let's check out the outcome of this resort 3D visualization task!

DIGEST-50

Use promo-code to get \$50 for your projects.
Sign up to get more info from your personal manager.
Available for projects started before the end of February.



#2. Task Results

Here, you can see the final CG visuals of the suite interiors.



And now, let's take a look at some of the other Marriott resort

visualizations our team delivered within the project.

Take your design presentation to a new level with interior rendering

[LEARN MORE](#)

#3. Results of Other Marriott Resort 3D Visualization Tasks

Below, you can see some of the [high-quality 3D renders](#)

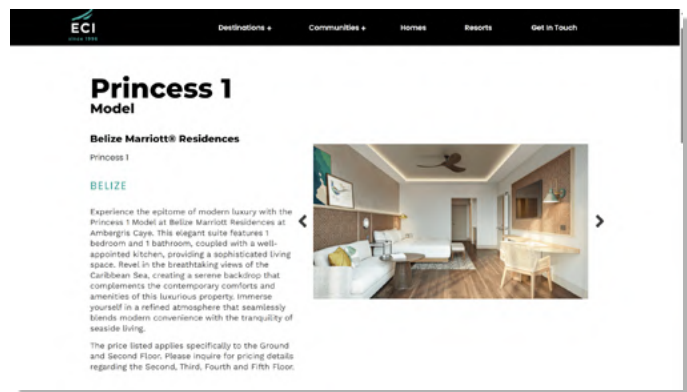
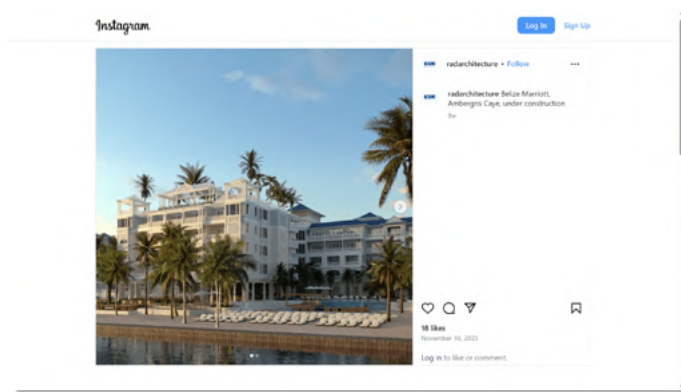
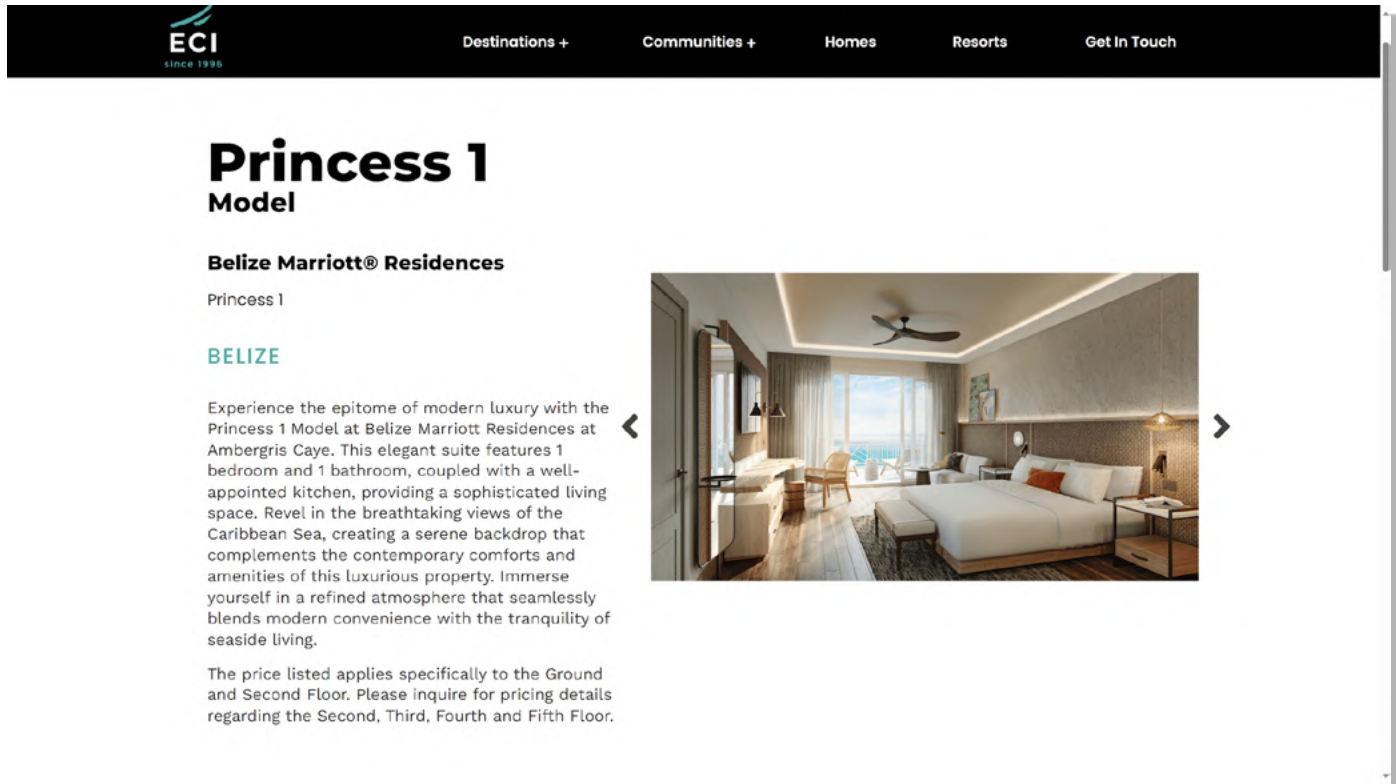
we made for this project.



Wondering how such 3D visuals can work for marketing campaigns? Let's see.

#4. Marketing Uses of Resort 3D Visualization

Here, you can see how our client used the renderings in promotional materials for this grand build.



Our team is glad to have been a part of such a magnificent project. We are looking forward

to continuing our collaboration with RAD Architecture.

Check Out 3D Models of Furniture & Accessories

from the Latest Collections of the Best Brands for Your Projects

Are you looking to include the most trendy, beautiful, and functional furnishings and materials in your new interior design projects? Then check out the catalogs of ArchiCGI's long-term partners in the furniture and home accessories industries to find just what you need!

The 3D models of items from these catalogs are available in our library, so you're welcome to use them in your CGI projects with us.





SUNVILLA

SunVilla

SunVilla is an American company that specializes in creating high-quality outdoor furniture and accessories using premium materials and fabrics. Their products are designed to ensure durability and longevity.

SunVilla offers a wide range of stylish and comfortable patio sets, umbrellas, dining furniture, sectionals, and fire pits. The brand has been featured in well-known magazines such as Forbes and Taste of Home.

[View SunVilla's latest collection catalog](#)



Bella Cera Floors

Bella Cera Floors produces high-quality and sustainable hardwood flooring using old-world craftsmanship. They offer a variety of flooring options known for their durability,

eco-friendliness, and stylish appearance. The company has won several awards, and its products are used in residential and commercial settings across North America.

[View Bella Cera Floors' latest collection catalog](#)



Meet Our Partners

The ArchiCGI team is pleased to introduce our esteemed partners for your potential fruitful collaborations!



Based in San Francisco, Cottage is a startup building a first-of-its-kind platform for residential construction, starting with accessory dwelling units (ADUs). To date, Cottage has completed over 125 ADUs across California. They provide a streamlined approach that blends time and cost efficiency with top-notch customization and quality. Clients can expect

a bespoke ADU design from Cottage while the company manages the permitting process and matches the client with a vetted local builder to bring their ADU to life.

[Learn more](#) about Cottage's partnership opportunities for contractors and architects.

MEET OUR PARTNERS



[Learn more about Cottage](#)

ARCHICGI TEAM

Now, we'd like to introduce you to some of our amazing 3D artists. You can see the entire team of CG experts on our [website](#).



Iryna Kovalenko

Senior CGI Artist

Iryna is a seasoned CGI expert and design connoisseur. She's into sophisticated color combos, layers of texture, warm sun, and soft shadows. In her spare time, Iryna likes climbing mountains and roasting marshmallows over the crackling fire.



Anton Tertytsia

Mentor & CGI Artist

Anton believes that architects and designers are agents of progress and change, and loves helping them impact the world. As a hobby, Anton loves sketching, photography, sports, traveling, and discovering urban architecture of different countries.



Artem Abrakhyn

Team Leader & CGI Artist

Artem says that his favorite thing about CGI is that it knows no limits. It can bring to life anything one can imagine! After work, the 3D artist enjoys writing music, taking pictures, learning videography, talking shop with other 3D artists.



Valeriia Hribnichenko

Senior CGI Artist

Valeriia loves the fact that CGI involves non-stop training. A 3D artist learns with every project, and not only from tutorials but also from clients and colleagues. Apart from CGI art, Valeriia is into reading, jogging in nature, and taking pics.



 **archicgi**
digest

www.archicgi.com
sales@archicgi.com
+1 607 383 2001 +44 203 617 1683

© Architectural CGI, 2024. All Rights Reserved.